

**BOOK**  
**Resource**

# BUMPER RESOURCE BOOK

Welcome to book ten. In this book I'll be adding all kinds of news and information about anything to do with Pianos and Keyboards and whenever I update it I will keep everyone informed via email.

## FEEDBACK

I hope you have enjoyed Pianoforall so far. I would love to hear from everyone who has tried the course. If you have any constructive criticism please feel free to email it to me at [info@pianoforall.com](mailto:info@pianoforall.com)

Or maybe you would like to contribute some ideas that other budding pianists may find useful. Let me know what you think. If enough people are interested I may set up some kind of Forum.

Thanks once again for trying Pianoforall and I hope your piano playing goes from strength to strength. If you ever become rich and famous don't forget to give us a mention.

Good luck and remember, above all else, have FUN!

[Robin@pianoforall](mailto:Robin@pianoforall)



# WHICH KEYBOARD OR PIANO

## KEYBOARD OR PIANO

Real pianos are great but the one big drawback is you can't turn the volume down so with a piano you tend to end up playing for the neighbours.

With a keyboard you can stick on some headphones and play whatever turns you on - you can experiment and make mistakes and sound silly and play something a thousand times.

Ideally - have BOTH!

If you are buying a piano it is preferable to buy an overstrung piano not a straight strung! How to tell: Lift the top lid of the piano you should see the tuning pins at the top of the piano. If the tuning pins are evenly spaced along the pin block and the strings are all parallel and vertical this is a straight strung piano.

If there is a group of tuning pins at the left and a separate group at the right and the strings cross over in a X shape this is an overstrung piano.

Also get a tuner to check it out. I bought a piano once that needed to have the wood treated because all the pins (that tighten the strings) were coming loose - disaster!

Check out the article at [www.pianos.co.uk/main/how\\_to\\_buy.php3](http://www.pianos.co.uk/main/how_to_buy.php3)

## WHICH KEYBOARD

A lot depends on what you want. Do you want a keyboard that sounds and feels like a Piano - then you're looking for a keyboard or Digital Piano with WEIGHTED keys. Listen carefully to the piano sound - don't be bamboozled by all the other buttons.

If you want something portable then you are looking for a keyboard. Personally I would still look for one with weighted keys - I hate the feel of light plastic keys.

I am a big fan of Roland Pianos because I like their piano sound. There are some incredible keyboards and sequencers out there. Check out the Roland Demos <http://www.rolandus.com>

# CONNECTING YOUR KEYBOARD TO A PC

## BASIC MIDI INFORMATION

### WHAT IS MIDI

MIDI stands for Musical Instrument Digital Interface.

MIDI is a communications protocol that allows electronic musical instruments to interact with each other.

The thing to always keep in mind about MIDI is it is it is DIGITAL INFORMATION - NOT actual 'recorded' analogue music.

When you play a note on a digital piano you aren't hitting a 'string' which is vibrating to make a sound. By pressing a particular key at a particular velocity you are sending digital information through the piano to make it play a pre-set 'synthesised' sound that hopefully sounds like a real piano. Usually the more expensive the piano, the better the quality of it's synthesised sound.

The great thing about digital information is it takes up very little space. (think about how much information you can store on a tiny mp3 player nowadays) So you can record this digital information and store it or send it to other devices such as a computer or another digital instrument.

It is at this point where you can encounter problems.

If you play a very expensive digital piano and it sounds fantastic and you send what you've played to another digital instrument that has an inferior 'sound card' you will hear an inferior version of what you played.

### THE QUALITY OF THE OUTPUT IS DEPENDENT ON THE QUALITY OF THE OUTPUT DEVICE.

All the music in this book was recorded digitally on a good quality Roland Piano. Most computers only have a basic quality sound card with a basic piano sound so when you play what I recorded through YOUR computer it is that BASIC sound that YOU will hear - unfortunately.

### BASIC SET UP

If you want more advanced information on MIDI you would be best visiting one of the websites devoted to the subject.

If you just want to record you digital piano into your computer so that you can put it on an Audio CD then hopefully the following information will suffice.

### TO LINK THE PIANO TO THE COMPUTER

The next page will give you some idea of what you need..

I borrowed the following information from [www.soundware.co.uk](http://www.soundware.co.uk)  
I'm sure they won't mind since I'm plugging their store - go check it out.

### **Soundware Beginners Guides: How to... ..Connect a keyboard to your computer.**

There are several different ways of inputting data into a piece of sequencing software. Notes can be manually inputted using the mouse, but this is very slow as length, velocity, expression and pedal effects all have to be set up individually for every single note you create. A much quicker way to input MIDI data is to use an external MIDI controller such as a keyboard. These detect the pitch and length of the note you are playing, as well as (depending on the type of keyboard) how hard you are hitting it (velocity) and whether you are pressing any effects pedals or wheels, and automatically send the correct data to the sequencer.

The majority of specialist MIDI controller keyboards do not make a sound in themselves; they are specifically designed to send data to the computer. However, most modern keyboards and digital pianos have MIDI in and out ports, so chances are if you already own a keyboard you can connect this straight to your computer and use it to input data.

### **Examples of MIDI Keyboards:**

Edirol PCR-1  
Slim USB keyboard with built-in audio I/O M-Audio ProKeys 88



88-key hammer action  
MIDI stage piano.



There are a number of different connection methods to choose from.

### **Ways to Connect:**

- \* MIDI to Sound Card Joystick Port
- \* MIDI To MIDI
- \* MIDI to USB (via interface)
- \* USB to USB

### **Ways to Connect:**

### **MIDI to Sound Card Joystick Port**

You can connect your keyboard's MIDI ports directly to your soundcard through its gameport (15-pin joystick/serial port).



A 15-pin gameport socket.

To do this you will need a specific MIDI-to-PC lead.

MIDI Adapter for Sound Card 6ft.



This lead has an extension so that you can still plug your joystick into the gameport while the MIDI leads are connected, so you can have your keyboard permanently connected to your computer and still have use of the port for other devices.

## MIDI to MIDI

If your sound card already has MIDI ports, you can simply connect your keyboard to these with a standard MIDI cable.



## MIDI to USB (via a USB MIDI interface)

If your computer's sound card does not have built in MIDI ports you can use a USB MIDI interface. This is effectively an adapter that plugs into your USB port and gives you a choice of extra ports. These devices range from very simple designs with MIDI in/out ports to more complex combined MIDI/Audio interfaces that allow you to connect guitars, microphones and multiple MIDI controllers.

Examples of MIDI Interfaces:

Edirol UM-1EX

1-in, 1-out USB MIDI interface. MIDI cables are incorporated into the design so no extra leads are necessary.



M-Audio Midisport 4x4"

4-in, 4-out bus-powered USB MIDI interface.

[View all MIDI Interfaces...](#)



## USB to USB

Some newer keyboard models will have a USB port in addition to MIDI ports. This can be connected directly to your computer's USB port.

Obviously the best thing to do is check out prices and reviews and compatibility with your instruments of your computer. Phone a music shop and ask them.



# BASIC MIDI INFORMATION

## SEQUENCING SOFTWARE

All of the previously mentioned electronic gizmos are absolutely USELESS if you don't have some MIDI RECORDING AND EDITING SOFTWARE that actually GRABS the midi information as it enters your computer. Let's look at what you need in software. (and you thought it was going to be easy didn't you..)

### DEFINE YOUR NEEDS

Do you have a Mac or a PC?

Do you just want to do basic stuff like record what you play, save it, edit it a bit and put it on CD?

Do you want to get into serious music editing?

As with all things it all comes down to expertise and price. If you want to get serious you will have to pay serious money and put in some serious time to learn how to use the software.

If you want basics then simply type in - 'FREE MIDI RECORDING EDITING SOFTWARE' - into GOOGLE and check whatever comes up.

There are a lot more choices for PC's than there are for Mac's. In fact, I can't find any free software for Mac AT ALL. You may need to get your credit card out. Look out for 'Limited Edition' software - usually the letters LE are written after the main name. This software is a smaller version of the real thing but usually does the trick if you aren't after too much fuss..

When you are looking for this software MAKE ABSOLUTELY SURE that it is for RECORDING MIDI. You will see MIDI sequencing software but this can simply be software that does weird things to MIDI files already IN your computer. Make sure you see the words - 'RECORDS MIDI' or something similar!

# BASIC MIDI INFORMATION

## SEQUENCING SOFTWARE

Examples of some free (or reasonably priced) software

### WINDOWS

Anvil Studio

A multi-track audio and midi recording program with support for loops, lyrics and sheetmusic. It has only a basic interface and is best for midi recording and editing (unlimited tracks), as you only get a one minute audio track with the freeware version. Upgrade to eight audio tracks for \$19.

MultitrackStudio audio/MIDI recording software (Windows)

Combines a multitrack recorder, a mixer, lots of effects and a MIDI sequencer in one package: everything that's needed to turn your computer into a digital multitrack sound recording studio. The 'LITE' version is free but limited to three tracks

Power Tracks Audio 10 (Windows)

A fully-featured music recording and editing sequencer, with seamlessly integrated digital audio/MIDI recording, notation, instant audio vocal harmonies, ... more info

### MACINTOSH

Check out [www.macmusic.org](http://www.macmusic.org) this is a very useful site.

Couldn't find any FREE MIDI recording software for mac but there are cheap-ish ones

INTUEM 3.5 ([www.intuem.com](http://www.intuem.com))

This works pretty well and you CAN download a FREE try out version

It only cost about £50 anyway so that's not bad. You have to fiddle with it for a while to figure it out but it's quite beginner-user friendly.

CUBASE SE 3 is around £100

Cubase SE3 - Music Creation & Production System

"As a sequencer for your home recording studio or a multi-track recorder for the band rehearsal room - with Cubase SE3 you get the real deal at an unbeatable budget price".

- \* Audio + MIDI Recording and Mixing
- \* Virtual Instruments and Effects
- \* Professional Technology (32-bit Audio Engine, 24-bit/96-kHz Recording)
- \* Powerful Editors for MIDI and Audio Processing
- \* Cross-platform (Mac OS X/PC)



## USEFUL WEBSITES

[www.learnjazzpiano.com](http://www.learnjazzpiano.com)

Free Jazz Piano Lessons! Forums, discussions, jazz book reviews, jazz cd reviews, jazz studies, midi files, and more. Terrific site run by Scott Ranney. Lots of free stuff and advice from other visitors to the site.

[www.8notes.com](http://www.8notes.com)

FREE sheet music - mostly classical copyright free.

[www.mutopiaproject.org/index.html](http://www.mutopiaproject.org/index.html)

“a place where music is free for everyone! Download it, print it out, and share it. Mutopia is similar in spirit to Project Gutenberg, but consists of free sheet music”  
Again - all classical.

<http://www.pdinfo.com/>

“A reference site to help identify public domain songs and public domain music . . . lists of public domain music, royalty free music recordings you can license, and public domain sheet music reprints”

[www.youngcomposers.com/](http://www.youngcomposers.com/)

“Young Composers is a place of music where a composer or musician can communicate, share, and collaborate with other musicians about music, composition, performance and repertoire”

[www.allaboutjazz.com/](http://www.allaboutjazz.com/)

Webchat all about Jazz

<http://forums.allaboutjazz.com/>

<http://www.looknohands.com/chordhouse/piano/>

Chord and scale finder gadget - handy if you can't find what you want in a book

[www.songtrellis.com/](http://www.songtrellis.com/)

Hundreds of chord changes for classic tunes.

[www.pitt.edu/~deben/freebies.html](http://www.pitt.edu/~deben/freebies.html)

FREE sheet music - various levels

[www.freesheetmusicguide.com/](http://www.freesheetmusicguide.com/)

[www.sheetmusicplus.com](http://www.sheetmusicplus.com)

Good place to buy sheet music / music instruction books etc

[www.ibreathemusic.com/forums/archive/index.php/f-25.html](http://www.ibreathemusic.com/forums/archive/index.php/f-25.html)

Great forum for all things piano related.

# USEFUL WEBSITES

The Piano Education Page

[www.pianoeducation.org](http://www.pianoeducation.org)

The best piano information page on the net. Great material and extensive links to other piano oriented sites. Check it out!

Jazz Corner

[www.jazzcorner.com](http://www.jazzcorner.com)

Great jazz site with midi files, jazz artists' web pages, and many other jazz related material.

The Jazz Resource Center

[www.jazzcenter.org](http://www.jazzcenter.org)

Useful material on jazz theory, voicings, chart transcriptions, and other information.

The Piano Page

[www.ptg.org](http://www.ptg.org)

Nearly anything you would want to know about the types, brands, etc. of pianos plus information about piano tech.

National Piano Foundation

[www.pianonet.com](http://www.pianonet.com)

An interesting site all about pianos. Presented by the education arm of the piano manufacturers association.

Mark Levine

[www.jazzcorner.com/levine/](http://www.jazzcorner.com/levine/)

Mark is one of the best local pianists and his "The Jazz Piano Book" is the best single volume on jazz playing I've seen. He also has an excellent jazz theory book available. Check out his site and go hear him play.

Red Hot and Cool Jazz

<http://members.aol.com/Jlackritz/jazz/>

This site has an incredible number of links and information on jazz around the world.

Nightbird Music

[www.nightbirdmusic.com](http://www.nightbirdmusic.com)

Jim Gramtham's site with information on his books, jazz school and the jamlist.

The Styles of Jazz

[www.nwu.edu/WNUR/jazz/styles/](http://www.nwu.edu/WNUR/jazz/styles/)

An interesting graphic of the various jazz styles and other jazz information.

# USEFUL WEBSITES

The Outside Shore

[www.outsideshore.com](http://www.outsideshore.com)

An informative site by Marc Sabatella. Useful material and good links.

Sher Music

[www.shermusic.com](http://www.shermusic.com)

The books from Sher music are the best available. Everyone who plays should have the "Standards Fake Book". Check out this site!

JazzReview

[www.jazzreview.com](http://www.jazzreview.com)

A great source of jazz reviews, interviews, new releases and other jazz related topics.

Sound Feelings

[www.soundfeelings.com/index.html](http://www.soundfeelings.com/index.html)

Check out the ten sight reading tips. Right on!

Music Magic: A piano Exploration

<http://library.thinkquest.org/15060/>

This is an elegant site about many piano subjects.

The Practice Spot

[www.practicespot.com](http://www.practicespot.com)

This web site contains volumous information (including recommendations from teachers and performers) about how to practice. We all need as much info about that as we can get.

A Passion For Jazz

[www.apassion4jazz.net](http://www.apassion4jazz.net)

This is an interesting site with information about many aspects of jazz music and playing. Good links and an attractive easy-to-use interface. Worth a look!

Easy Piano

[www.easypiano.com](http://www.easypiano.com)

This site is basically an online site for piano instruction material: books, tapes, and etc. Well organized and worth checking out.

Rain Music

[www.rainmusic.com/pianomusic](http://www.rainmusic.com/pianomusic)

Here is an exhaustive site with information on nearly any subject pertaining to the piano. Browse through it and your sure to learn something.

Piano Net

[www.pianonet.com](http://www.pianonet.com)

The official Web site of the National Piano Foundation. Super site about the piano. Articles, links to manufactures, etc.

Jazz on line

[www.jazzonline.com](http://www.jazzonline.com)

This certainly one of the best sites about jazz on the web. If you haven't checked this one out, it's a must see! Featuring a jazz 101 starter kit for people how are new to jazz (or want to review and listen to various jazz styles) and news about a wealth of albums, and so on. Take a look.

# A LIST OF SONGS THAT SOUND GREAT ON PIANO

RHYTHM / TITLE / ARTIST / FIRST CHORD

## TWIST RHYTHM

**Raining In My Heart** - Buddy Holly - C

**I'm A Believer** - (The Monkeys) - Twist / Blues Brothers - G

**Poetry In Motion** - Kaufman - G

**Uptown Girl** - Billy Joel - E

**Peggy Sue** - Buddy Holly - G

**Stand By Me** - Ben E. King - C

**Stuck In The Middle With You** - Steelers Wheels - D

**Oh Boy** - Buddy Holly - Twist or Shuffle

**Cecilia** - Paul Simon - Twist 2 (modified) - F

**Ain't That A Shame** - Fats Domino - C (Straight chords at start)

**Under The Boardwalk** - G

**Only The Lonely** - Roy Orbison - G

**Pretty Woman** - Roy Orbison - G

**Act Naturally** - (Beatles) - C

**Let's Stick Together** - Bryan ferry - G

**Barbara Anne** - Beach Boys - C

## STRAIGHT BEAT

**The Logical Song** - Supertramp - Am

**Watching The Detectives** - Elvis Costello - Am

**Daydream Believer** - The Monkeys - Straight Beat / Oom Pah - G

**For Your Love** - Yardbirds - Em - fast marching rhythm

**Killer Queen** - Cm

**Sunny Afternoon** - Kinks - Dm (slash chords)

## OOM PAH

**In The Summertime** - Mungo Jerry - C

**Heigh Ho** - (Disney) - G

**Sing** - (Carpenters) - C

**Song Song Blue** - Neil Diamond - C

**Gypsies, Tramp and Thieves** - Cher - Am

**Can't Smile Without You** - Barry Mannilow - (D) G

**Those Were The Days My Friend** - Am

**Chanson D'Amour** - Manhattan Transfer - F

**Tie A Yellow Ribbon Round The Old Oak Tree** - F

**Save Your Kisses For Me** - G

**Always Look On The Bright Side Of Life** - Python - Am

**How About You** - Showtune - G

**Bye Bye Love** - Simon & Garfunkle - C7

**King Of The Road** - C

**I'd Do Anything** - Oliver - Bb

**Wouldn't It Be Lovely** - Oliver - F

**Show Me The Way To Go Home** - G

**In The Blue Ridge Mountains Of Virginia** - Laurel & Hardy - G

**The Bear Necessities** - (Disney) - F

**I Wanna Be Like You** - (Disney) - Am

## 3 BEAT BOUNCE

**Mr Bojangles** - sung by Neil Diamond - D

**Try To Remember** - words by Tom Jones - G

**Morning Has Broken** - Cay Stevens - (C) Dm

**If You Don't Know Me By Now** - Simply Red - F

**The Times They Are A Changin'** - Bob Dylan

**Only Love Can Break Your Heart** - F

**America** - Paul Simon - Eb

**Perfect Day** - Lou Reed - Dm

**She's Always A Woman To Me** - Billy Joel - A slash chords/bass runs

**Piano Man** - Billy Joel - C

## SPLIT CHORD

**Our House** - **Graham Nash** - C

**Crying** - **Roy Orbison** - G

**Carolina In My Mind** - **James Taylor**

**Feelings** - Em

**I Won't Last A Day Without You** - G

**Vincent** - **Don Mclean** - G

**Without You** - **Nillsen** - F9-F (Cluster chords)

**She** - **Charles Aznavour** - D

**What A Wonderful World** - **Nat Kind Cole** - F

**Imagine** - **John Lennon** - C

**Love (is Real)** - **John Lennon** - Dm

**All I Have To Do Is Dream** - C

**Freebird** - **Lynard Skynard** - G

**Whiter Shade Of Pale** - **Procal Harum** - C

## LEFT BEAT / RIGHT CHORD

**Is She Really Goin' Out With Him** - **Joe Jackson**

**Is You Is Or Is You Ain't my Baby** - **Louis Jordan** - Fm

**Peggy Day** - **Bob Dylan** - F

**Tuxedo Junction** - G

**Feeling Groovy** - **Simon & Garfunkle** - F



# HALF BEAT BOUNCE

**Drive** - **The Cars** - A to Amaj7

**Sweet Home Alabama** - **Lynard Skynard** - D

**Desperado** - **Eagles** - G

**Nobody Does It Better** - **Carol Bayer Sager** - G

**Knocking On Heavens Door** - **Bob Dylan** - G

**Like A Rolling Stone** - **Bob Dylan** - C

**Positively Fourth Street** - **Bob Dylan** - G

**Mr Tambourine Man** - **Bob Dylan** - F

**Helpless** - **Neil Young** - D

**After The Goldrush** - **Neil Young** - G

**Heart Of Gold** - **Neil Young** - Em

**A Man Needs A Maid** - **Neil Young** - Half Beat Bounce or Bossa Bounce - Am

**Try A Little Tenderness** - G

**All By Myself** - (sung by **Celine Dion**) - A

**Are You Lonesome Tonight** - **Elvis Presley** - Half Beat Bounce / Ballad

**You Were Always On My Mind** - **Elvis Presley** - F (Bass runs)

**New York State Of Mind** - **Billy Joel** - C

**Moon Over Bourbon Street** - **Sting** - F#dim

**How Deep is Your Love** - **Bee Gees** - Bb to Eb

**Streets Of London** - **Ralph McTell** - D

**We've Got Tonight** - **Bob Seger** - G (slash chords)

**Weekend In New England** - **Barry Mannilow** - C (slash chords)

**Lonely Together** - **Barry Mannilow** - Eb

**I Made It Through The Rain** - **Barry Mannilow** - Eb

**Mandy** - **Barry Mannilow** - C

**Even Now** - **Barry Mannilow** - (Bb) C (bass runs / slash chords)

**Meet Me On The Other Side** - **David Gray** - Dm

**Trouble** - **Coldplay**

**Everybody Hurts** - **REM** - D - check original for added rhythm

**Unchained Melody** - **Alex North** - Ballad / Half Beat Bounce - G

**Ev'ry Time We Say Goodbye** - **Cole Porter** - Half Beat Bounce / LH 7ths - EbMaj7

**Can't Help Lovin Dat Man Of Mine** - **Kern** - Cmaj7

## HALF BEAT BOUNCE

**Smoke Gets In Your Eye** - (Bryan Ferry) - Eb

**In The Air Tonight** - Phil Collins - Dm (slash chords)

**It Must Be Love** - Labi Siffre (Madness) - Am(add2nd)

**Meet Me On The Corner** - Lindisfarne - G

**Wouldn't It Be Nice** - Beach Boys - Half Beat Bounce / March - G

**From A Distance**

**My Way** - (Sinatra) - C (slash chords)

**He Ain't Heavy He's My Brother** - Hollies - G

**Easy Like Sunday Morning** - Lionel Ritchie - G

**Let It Grow** - Eric Clapton

**For All We Know** - Carpenters - C

**Close To You** - Carpenters - F9 (cluster chord)

**Jealous Guy** - John Lennon

**Instant Karma** - John Lennon - Half Beat Bounce / March - G

**Woman** - John Lennon - D

**Mind Games** - John Lennon - C

**Don't It Make My Brown Eyes Blue** - C

**Tupelo Honey** - Van Morrison - F

**Still Crazy After All These Years** - Paul Simon - G

**Angels** - Robbie Williams - E (various rhythms)

**My Way** - Sinatra - D

**Over The Rainbow** - (Eva Cassidy) - G

**Dream A Little Dream Of Me** - Mamas & Papas - C

**Summertime** - Em

**Bring Him Home** - Les Mis' - F (bass runs / slash chords)

**Ol' Man River** - Hamerstein / Kern - Eb

**How Sweet It Is** - James Taylor - C (very fast Half Beat Bounce)

**Can't Stand Losing You** - Police - Dm (very fast Half Beat Bounce)

**Nothing Compares To You** - Prince - C

**Wild Wood** - Paul Weller - Dm

**Raindrops Keep Falling On My Head** - C

**Don't Look Back In Anger** - Oasis - C

# BOSSA NOVA BOUNCE

House Of The Rising Sun - Am

Easy Like Sunday Morning - Lionel Ritchie - G

In The Air Tonight - Phil Collins - Dm

Just The Two Of Us - Bill Withers - Cmaj7

I Can See Clearly Now - Johnny Nash - Bb

The Whole Of The Moon - Waterboys - G

Don't Bang The Drum - Waterboys - Em

This Guy's In Love With You - Hal David - LH 7ths or RH Bossa N. Bounce

California Dreaming - Mama's & Papa's - Em

Behind Closed Doors - Bossa N. Bounce or Country - C

Something's Gotten Hold Of My Heart - Gene Pitney - Em

Alison - Elvis Costello - Bb

Band On The Run - Wings - C

Maggie May - Rod Stewart - D

Hotel California - Eagles - Am

Lyin Eyes - Eagles - G

Tequila Sunrise - Eagles - G

Reeling In The Years - Steely Dan - D

Candle In The Wind - Elton John - E

This Masquarade - George Benson - Gm

Holding Back The Years - Simply Red - Cm79 (cluster)

You've Got A Friend - Carol King - Dm

Daniel - Elton John - C

With A Little Luck - Wings - C (slash chords)

Arthur's Theme - Bacharach (Christopher Cross) - Am7

This Years Love - David Gray

You Are The Sunshine Of My Life - Stevie Wonder - Cmaj7 (cluster)

My Cherie Amour - Stevie Wonder - D7 (cluster chords)

Isn't She Lovely - Stevie Wonder - Em7

If You Really Love Me - Stevie Wonder - Bossa Nova Bounce+ - Am7

You're my Best Friend - Queen - Bossa Nova Bounce+ - F/C to C

Bright Side Of The Road - Van Morrison - C

## BOSSA NOVA BOUNCE cont..

**Brown Eyed Girl** - Van Morrison - G

**Blue Hotel** - Chris Isaak - Am

**Don't Know Why** - Norah Jones - Gmaj7

**As Long As He Needs Me** - Lionel Bart (Oliver) - BC

**Fairytale Of New York** - Pogues (Christmas song)

**Everybody's Talkin' At Me** - sung by Beautiful South - Fmaj7 / F6

**Baker Street** - Gerry Rafferty - A

**I'll Never Fall In Love Again** - Bacharach & David - Fmaj7

**Somethin' Stupid** - (Sinatra) - G

**Lady In Red** - Chris De Burgh - G

**Only Love Can Break Your Heart** - Neil Young - G

**After The Goldrush** - Neil Young - G

**In My Mind I'm Going To Carolina** - James Taylor - D

**Don't Know Why** - Norah Jones - G

**Streets Of London** - Ralph McTell - D

**It's Different For Girls** - Joe Jackson - G

**Alone Again Naturally** - Gilbert O'Sullivan - Fmaj7

## BLUES

**Sad Old Red** - Simply Red - Blues Bass Run - Gm7

**Teddy Bear** - Elvis - Straight Eight Boogie - C

**Leopardskin Pillbox Hat** - Bob Dylan - Boogie Shuffle - G

**Everybody Must Get Stoned** - Bob Dylan - Boogie Shuffle - G

**Meet Me In The Morning** - Bob Dylan - Boogie Shuffle - C

**Been Down So Long** - Sting - Boogie Shuffle - G

**Mean Woman Blues** - Boogie Shuffle - G

## LEFT HAND SEVENTHS

**A Nightingale Sang In Berkley Square** - Sherman - EbM7

**Loverman** (Oh where can you be) - Davis/Sherman - Dm7

**One Day In Your Life** - sung by Michael Jackson - LH 7th Voicings - Cmaj7

**Let There Be Love** - Lionel Rand - EbMaj7

**Pennies From Heaven** - Arthur Johnston - Cmaj7

**Fly Me To The Moon** - Bart Howard - ('Caterpillar') - Am7

**You Make Me Feel So Young** - (Sinatra) Cmaj7

**Come Fly With Me** - (Sinatra) Cmaj7

**My Funny Valentine** - G (bass run)

**As Time Goes By** - (Casablanca) - Dm7

**Big Spender** - Dm7

**Georgia** - (Ray Charles) - Fmaj7

**The Tender Trap** - (Sinatra) - F6

**The Lady Is A Tramp** - (Sinatra) - Cmaj7

## BALLAD

**The Last Thing On My Mind** - Tom Paxton - Bb

**How Are Things In Glocca Morra** - (from Finian's Rainbow) - F

**Beauty And The Beast** - (Disney) - F

**With A Smile And A Song** - (Disney) - C

**Love Is A Song That Never Ends** - (Disney) - G

**Someday My Prince Will Come** - (Disney) - F

**Oh Danny Boy** - C

**Moon River** - Mercer/Mancini - C

**Love Me Tender** - Elvis - G

**Can't Help Falling In Love** - Elvis - F

**Are You Lonesome Tonight** - Elvis - C

**Where Is Love** - Oliver - C (lovely ahh..)

**Killing Me Sofly With His Song** - Dm7

**Unchained Melody** - G

**All I Have To Do Is Dream**

**Come Live Your Life With Me (Godfather Theme)** - Am

## MISCELLANEOUS

**Mother** - **John Lennon** - G

**It Ain't Necessarily So** - **Gershwin** - Dm Jazz chords

**Can't Get used To Losing You** - (**Andy Williams**) - Ad Lib - C

**Your Cheating Heart** - **Hank Williams** - 12/8 Country - C

**We Are The Champions** - **Queen** - (Check original) - Cm11

**Shipbuilding** - **Elvis Costello** - (Check Original) - Dm

**The Island** - **Paul Brady** - (Check Original)

**Sail On Sailor** - **Beach Boys** - (listen to the original)

**This Years Love** - **David Gray** - C - Nearly a Half Beat Bounce / Check Original

**Summer In The City** - Cm - Marching style rhythm

**Every Little Thing She Does Is Magic** - **Police** - Dsus2/G (not easy but fun)

**Monkees Theme** - Am

**If** - **David Gates (Bread)** - F

**My Funny Valentine** - Gm (bass run)

**Downtown** - **Tony Hatch** - G

**Slip Sliding Away** - **Paul Simon** - G - Bossa Nova Bounce +

**American Pie** - **Don Mclean** - G (straight / half beat bounce / twist)

**Crazy** - **Patsy Cline** - C

**50 Ways To Leave Your Lover** - **Paul Simon** - Em - Half Beat Bounce / Twist

**Sit Down You're Rocking The Boat** - Am (lots of ways to do this one)

**Bridge Over Troubled Waters** - **Paul Simon** - C - Gospel style

**Behind Closed Doors** - **Charlie Rich** - C - Country


**Golden Brown** - **Stranglers** - C (listen to the original)

**Reeling In The Years** - **Steely Dan** - D

## BEATLES SONGS (See Book 4)



# BOOK REVIEWS





## **The Jazz Piano Method - by Jean Robur**

Worth buying just for the excellent progressions. Starts off like you are a beginner then suddenly jumps to advanced level - but worth buying never-the-less. You will return to this often over the years.

## **Exploring Jazz Piano - by Tim Richards**

## **Exploring Blues Piano - by Tim Richards**

These two books are packed with great advice / tips in a step by step approach. You need to have a fair bit of knowledge already and be able to sight read at an intermediate level. Well worth the price but you will have to put in a lot of work.




## **Cool Jazz - (Jazz Piano Solos series)**

This book has three songs from the album 'Kind Of Blue' by Miles Davis which sound great. These are 'interpretation's' however and not note by note transcriptions. There is also a pretty easy (first half) version of Take Five by Dave Brubeck. Not bad but not that easy either.

## **Christmas Jazzin' About - by Pam Wedgwood**

This has a few good tunes in it but it is a bit misleading because she has two Christmas Piano books - one says 'duets' on the cover - this one doesn't so you imagine it's strictly for one piano - 'frail not - the second half is all duets so you end up with half a book. Bad advertising!



# BOOK REVIEWS

## The Jazz Piano Book

I'm not as sure about this book as some reviewers I'm afraid. It LOOKS like it's going to be great but then you realise it 'Ain't going to be easy. This isn't for beginners or even intermediate pianists - it is for those who have quite a few years jazz piano experience. Don't say I didn't tell you!






## Beginning Jazz Keyboard

Wasn't overly keen on this one either. It reads easily enough and the exercises are simple enough - they just don't sound that exciting. Nothing you would want to learn off by heart to impress your friends. I want BLUFFS that are easy and sound BRILLIANT!

## Blues Hanon / Jazz Hanon

To look at them you would imagine these would be mediocre - actually they aren't bad at all! Useable exercises that make sense in a further down the road kinda way.



## Blues Riffs for Piano / Jazz Riffs for Piano



Don't waste your money on these two. The riffs are fine but books like Exploring Blues / Jazz piano by Tim Richards give you so much more value for money

# BOOK REVIEWS

## The Beatles For Jazz Piano

There are enough really nice progressions in this book to make it worth buying but some of the songs just don't work. You will need to be able to sight read pretty well.

All My Loving  
And I Love Her  
Eleanor Rigby  
Get Back  
Here There And Everywhere  
Michelle  
Nowhere Man  
Strawberry Fields For Ever  
The Fool On The Hill  
With A Little Help From My Friends  
Yesterday



## A Jazzy Christmas - Dan Coates

Not bad for choice - the arrangements are ok too and you can follow the chord changes.

Angels We Have Heard On High • Christmas Auld Lang Syne •  
Christmas Mem'ries • Don't Save It All For Christmas Day •  
Frosty The Snowman • Greensleeves • Grown-Up Christmas List •  
Hark! The Herald Angels Sing • Have Yourself A Merry Little Christmas  
• It Came Upon The Midnight Clear • It Wouldn't Be Christmas  
Without You • It's The Most Wonderful Time Of The Year • Let It

Snow! Let It Snow! Let It Snow! • We Wish You A Merry Christmas • Jingle-bell Rock • Joy  
To The World! • Nuttin' For Christmas • O Holy Night • Santa Baby • Santa Claus Is  
Comin' To Town • Sending You A Little Christmas • Silent Night • Sleigh Ride • The  
Christmas Waltz • The First Noel • The Gift • The Little Drummer Boy • The Twelve  
Days Of Christmas • Winter Wonderland

## The Best Chord Changes for the Most Requested Standards

There are a series of these book. Not bad at all. Great tunes, well laid out, good binding for ease of use, straight chords and alternative chords for advanced players. Check out the song list at [www.sheetmusicplus.com](http://www.sheetmusicplus.com)



# BOOK REVIEWS




## **Improvising Jazz Piano - John Mehegan**

This was Mehegan's last book and maybe I missed something but I didn't find it particularly useful. It still makes jazz seem really complicated. He gives lots of scales in lots of keys but not for much of a reason. Not what I thought it was going to be like. Sorry John

## **Linus and Lucy - Vince Guaraldi**

If you know this tune this is a great easy piano version. Takes a while to get both hands working together but worth the effort. What a tune. Rest in peace Charles Schultz





# WWW.SHEETMUSICDIRECT.COM

## A terrific source for songs

The best way to learn piano is to apply everything you have learned to ACTUAL songs. When you play your favourite songs you tend to practice more. Compilation books are a good idea because even if you only find that 20 out of a hundred songs sound ok at least you've had the practice trying the other 80!

Another great way to compile songs is to go to **www.sheetmusicdirect.com** It has a lot of advantages over the books.

- You get the exact song you want
- You get the first page FREE to print out (notation / lyrics / chord changes etc)
- You get to HEAR what it sounds like
- You can transpose the song into ANY key
- The songs are very reasonably priced and even cheaper if you buy in bulk
- You save a trip to the shops

Check it out - you wont regret it

The screenshot shows a Safari browser window displaying the website [www.sheetmusicdirect.com](http://www.sheetmusicdirect.com). The page is for the 'Theme from Symphony No 5' by Ludwig van Beethoven. The main content area shows a preview of the first page of the sheet music, with the title 'Theme from Symphony No 5' and the composer 'Ludwig van Beethoven'. The tempo is marked 'Allegro con brio (♩ = 108)'. The music is in 3/4 time and starts with a forte (ff) dynamic. The preview includes a Scorch player interface with various controls like play, stop, and volume. On the right side, there is a 'Ready to Buy?' section with the price 'Our Price: £2.25' and a 'Sale 5 Songs £7.95' banner. The page also features a search bar at the top with the word 'beatles' entered, and a navigation menu with options like 'HOME', 'POWER BROWSE', 'ARTIST/COMPOSER A-Z', 'BESTSELLERS', 'NEW RELEASES', 'FREE SHEET MUSIC', and 'HELP'. The website's logo and tagline 'Digital Sheet Music - View, Print & Play' are visible at the top left.

NOTE - Mac users - If you are still using Internet Explorer this won't work - you'll need to use SAFARI. Internet Explorer hasn't been Mac friendly for years.

n.b. Avoid the 'Easy Piano' versions - you won't learn anything!

**ANGELA** - Theme from **TAXI** - Music by Bob James

This is FANTASTIC! It takes a while to master it but it isn't really THAT difficult. Sounds just like the original.

**HILL STREET BLUES** - Music by Mike Post - This is just fantastic to play - sounds just like you remember it. Takes a while to master but it's very chord based and nice Bass runs. Buy it you WON'T regret it.

**WHERE EVERYBODY KNOWS YOUR NAME** - Theme from **CHEERS**

This is worth it just for the opening two bars. For most of the tune you just follow the chords and use a BOSSA NOVA BOUNCE rhythm.

Great song!

**TOSSED SALAD AND SCRAMBLED EGGS** - Theme from **Frazier**

This looks really easy and then you discover it isn't. But worth trying anyway especially if you are a fan of the show.

**THE AVENGERS THEME**

This is good practice for your left hand - it has a great left hand riff - you'll remember it when you play it. Not too hard at all.

**TALES OF THE UNEXPECTED**

This may not have travelled to the States but Brits will remember it. Good piece for sight reading. Fairly straightforward.

**THANK YOU FOR BEING A FRIEND** - Theme from **The Golden Girls**

Make sure you listen to this before you download so you remember how it goes. Very distinctive opening and riff throughout. Not very easy but do-able. Quite long.

**SEX AND THE CITY**

You really need to know how this one goes so make sure you listen before you download. 2 pages long.

**TWIN PEAKS** - Music by Angelo Badalamenti and David Lynch

Remember this? This piece looks quite difficult but if you remember the tune it helps a lot. Every little bit of sight reading practice helps.



**CAGNEY AND LACEY** - Music by Bill conti

We all know this one.. Not quite as easy as you would hope but worth trying. Brings back memories..ahhh.

**THE LOOK OF LOVE** - Bacharach & David

One of my favourite songs - especially when Diana Krall sings it. This version is pretty good. You can either follow the chords and use a Bossa Nova Bounce with cluster chords or try and follow the notation which is not too difficult.

**WHAT THE WORLD NEEDS NOW IS LOVE** - Bacharach & David

Great song - this notation isn't great but it's ok for the chord changes

**DESAFINADO (SLIGHTLY OUT OF TUNE)** - Antonio Jobim

This is a nice tune - long at 6 pages but the left hand uses mostly held chords so you have more time to find the notes. Worth a go.

**CANTALOUPE ISLAND** - Music by Herbie Hancock

This is another 'you will know it when you hear it' piece. Basically just a few rhythmic riffs. Not easy but not impossible.

**LA VALSE D'AMELIE** (I think this is from the french film 'Amelie')

Very easy - very french but very long - 6 pages! Only for sight reading.

**PEACE PIECE - By Bill Evans** (Jazz)

The left hand plays the same stride pattern in EVERY bar of this piece. It would be hard to memorize the entire tune but you can pick out a few of your favourite patterns and then do your own version.

**WALTZ FOR DEBBY - By Bill Evans**

This is another piece that can be worked out over time. Hasn't got a million notes in it but transpose it to F before you download. It's easier at the start and gets more complicated. 8 pages long.

# ARTICLES

## **Learn Piano Overnight - Don't believe the hype!**

I teach piano and I honestly believe I do it better than most. Actually, it's a part of my personality to try to make ANYTHING I do easier. If I could reinvent the wheel to make it run better I would. But one thing I really hate is those ads that tell you you can learn piano overnight. This is like saying you can learn to write a great novel or paint a great picture overnight. Ok, you could be taught how to construct sentences or how to put paint on a canvas - that's the easy part - but could you teach someone who has no prior experience how to write a novel or 'paint' in an artistic way overnight? I don't think so.

Trust me, you CANNOT learn to play the piano overnight - it's IMPOSSIBLE. I think the problem is in the wording - in the implied promise of perfect musicianship in a flash. You could learn to play a piano scale overnight, or a few piano chords, maybe even a few rhythms but that's about it.

Don't get me wrong, there ARE shortcuts and I have found most of them but you will still need to practice and work at it. Your hands will take time to get used to the strange new shapes you are forcing them into. Your mind can only take so much in at a time. If you've never been taught the piano it will take a while just to figure out the names of the keys.

So be realistic, if a piano method promises overnight success I guarantee you it will first of all take you all night just to READ their advice, THEN they will most likely teach you about chords, rhythms, patterns and so on. If you find the Holy Grail and end up working in a piano bar two days after you started a piano method from scratch let me know I'd LOVE to hear about it.

Maybe there are a few Mozarts out there who COULD learn the piano overnight but if there are I reckon they won't be looking for a piano method because they'll already be in Carnegie Hall performing!

## **Piano practice can be fun too!..**

Most people don't really want to 'learn' to play the piano or 'practice' the piano, they just want to 'play' piano. 'Play' sounds like fun, 'practice' sounds like a chore. We get this image from childhood - some kid stuck indoors 'practicing' scales while all the other kids are outside the window 'playing'.

So, first thing we need to do is to see our piano practice in a new light. See it as a way of accelerating the learning process so that SOON you'll be able to 'play' piano and play it well.

If you don't practice and you just play old familiar tunes you move rather slowly. Yes, you'll get better at playing those old familiar tunes but technically you won't be pushing yourself to greater heights.

Proper, structured piano practice helps you stride forwards. I say 'proper' because a lot of people have an idea that practice IS just playing songs over and over. Practice needs to involve uncharted territory. The golden rule is - 'practice what you CAN'T play, not what you CAN play'.

First of all, work out what you want to achieve. Do you just want to know all your chords without thinking about how they are formed - then work out a practice routine that leads to that goal. Maybe you want to learn about inversions or chord substitution - again, make the practice fit the goal.

Split your practice session into two halves. In the first half play the difficult stuff - your mind is sharper to begin with - then reward yourself with some enjoyable but reasonably difficult tunes.

Make sure you are comfortable. Many a bad back has happened because of a bad piano stool at the wrong height. Make sure your piano is in tune. If you don't have a good piano and are serious about learning GO BUY A GOOD ONE.

Every fifteen minutes stretch your arms and shoulders and roll your neck to combat stiffness. Check out some Yoga exercises for shoulders and back.

Follow the 3 times daily rule. Repetition in practice is ESSENTIAL. If you find something particularly difficult make sure you practice it at least 3 times every day. Don't worry if it takes months to master - you'll get there.

Don't play for the neighbours. Practice piano at a time when you don't care who is listening so that you can make lot's of mistakes and play things over and over.

Organise your piano music carefully - don't keep it in a heap where you keep playing the ones

on top. If you download sheet music put it in a folder. Have plenty of shelves near the piano.

Be realistic - I truly believe that anyone can learn piano and learn it to an enjoyable level. But no two people are alike - some are more 'naturally' gifted than others. If you have an average ability then it's all down to practice. The more you practice the more you learn.

Now and then, practice with your eyes closed - or don't look at the keys - this really sharpens you up.

Organise your life so that practice is possible (this where Mindfulness comes in). Too many people think they don't have time to practice when really they just haven't found the time. How long should you practice - that's up to what you want to achieve.

You don't have to be a concert pianist. Even if you just play for yourself just enjoy that. The archer who's mind is on the prize cannot stay focussed on the target. Accept the bad days when it seems like you can't play a note. Sometimes it's better to walk away.

So remember that 'playing' piano and 'practicing' piano are different. Which do you do? Aim for a bit of both.

## UNLOCKING YOUR FULL CREATIVE POTENTIAL THROUGH MINDFULNESS MEDITATION

### 'In the zone'

We often hear sports commentators talking about athletes being 'in the zone'. When an athlete is 'in the zone' it means they have hit a peak where they are performing perfectly and effortlessly. They have gone beyond 'trying', almost as if something else has taken over.

Believe it or not, this 'zone' is the ultimate goal for artists and musicians aswell - to be in full flow - when great creativity arises spontaneously without effort. We have all had moments when this has happened, when it was as if some strange power took over and everything we did was brilliant. Afterwards, we may have even wondered 'Did I really do that?'.

The problem is, it doesn't happen very often, and we soon drift back into our usual routine of '99% perspiration and 1% Inspiration'.

An athlete, artist or musician who finds themselves 'in the zone' usually has no idea at all how it happened or how to get the feeling back. People imagine that these experiences are random occurrences that are simply due to years of practise. What they don't realise is that 'the zone' is a state of mind that one can enter at any time. A state of mind where anything you do, from cooking a meal to learning to play piano, happens effortlessly.

It is true that practising your craft with absolute devotion may eventually put you in the zone now and then, but you can also learn how to enter this zone directly at will through the practice of Mindfulness Meditation.

### The practice of Mindfulness

If your mind is always 'somewhere else' you will find it hard to focus it on specific tasks. The practise of moment-to-moment awareness increases your ability to be fully present with whatever it is you have to do whether it be driving your car, dealing with other people or learning to play piano

Most people spend their lives caught up in their thoughts. We eat our breakfast thinking about the problems that may lie ahead. We do our work thinking about whether it will ever be successful or not and this blocks the creative flow. As John Lennon said - 'Life is what happens while we are busy doing other things'.

We are so used to living in our minds in this way it seems perfectly natural. But as long as we constantly dwell on the past or future we miss life as it is here and now and as I said, this greatly affects our ability to be creative because pure creativity needs a certain amount of awareness and alertness in which to arise.

## **Mindfulness is a way of life**

When I tell people that they can use Mindfulness to unlock their full creative potential they imagine that I'm going to teach them how to 'concentrate' more fully on their practice. While it is true that your ability to concentrate will improve dramatically, Mindfulness is about much more than that.

Mindfulness is also about learning how to 'let go' of fear, inhibitions and obstacles that hold you back and get in your way. Mindfulness 'frees' up your mind, it helps you stay relaxed and focussed, it increases your intuitive capacities. Ideas will flow more easily. You will feel more motivated. Your stamina for practice will increase.

Unlock your potential

The free bonus ebook on Mindfulness Meditation that comes with the Pianoforall course teaches you how you can easily integrate Mindfulness into your daily life. Like Pianoforall, it is presented in a clear, concise, user-friendly way with hundreds of cartoons that illustrate the text.

The more you practice Mindfulness in ALL your daily life activities the more you will see an improvement in your creative capacities. But don't take my word for it - try it for a month or two and discover the Miracle of Mindfulness for yourself.

To be  
continued...